

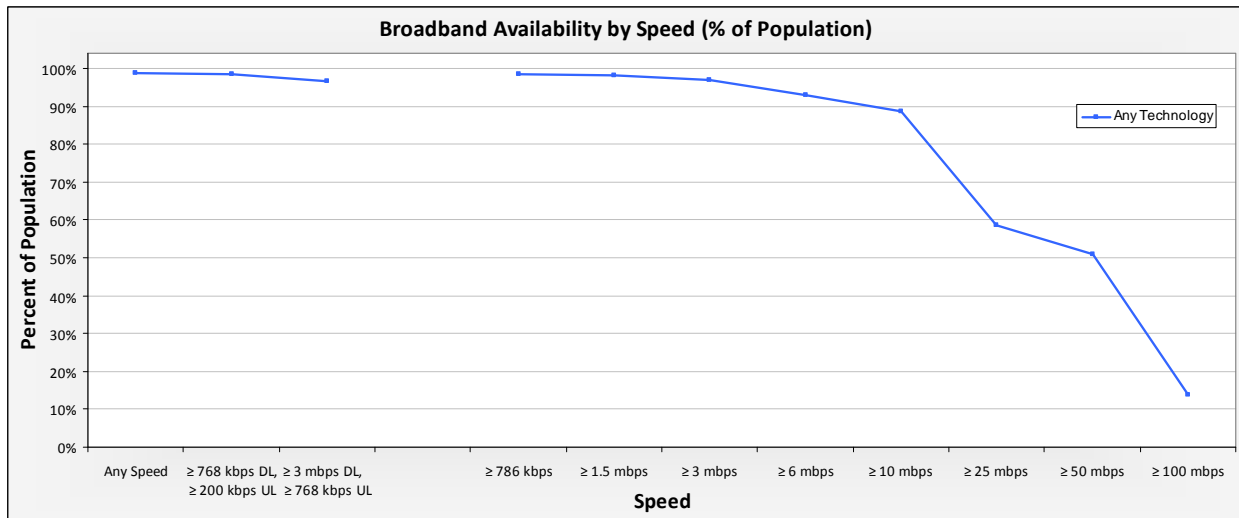
## Report Description:

This report illustrates the percent of population with reported access to broadband speeds by technology type.

- Data as of December 2010, Report published September 2011

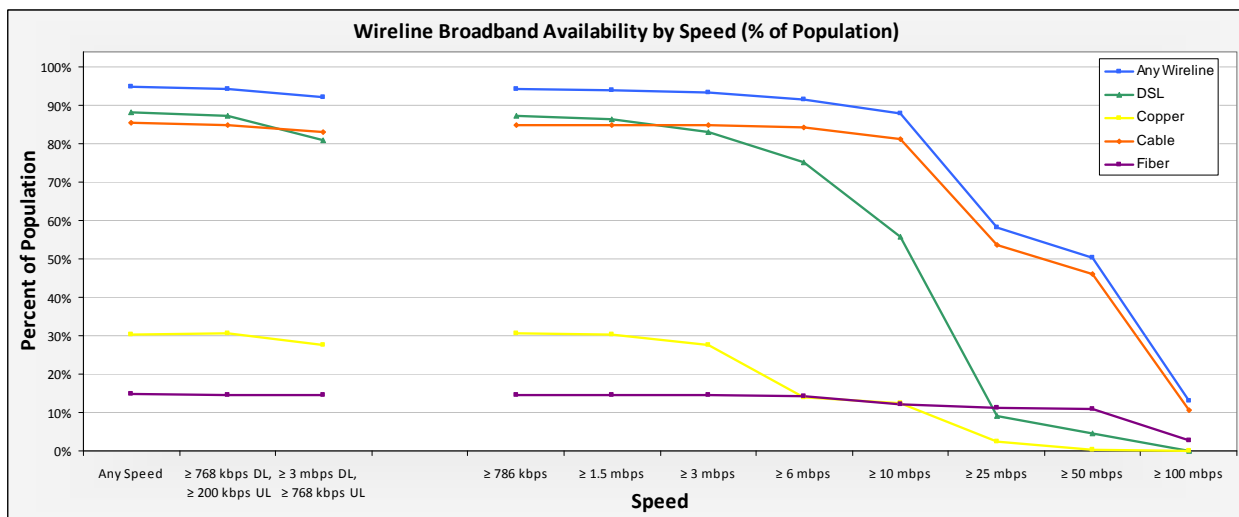
## Graph: Any Technology

This graph illustrates the percent of population nationwide with access to any technology, by speed tier.



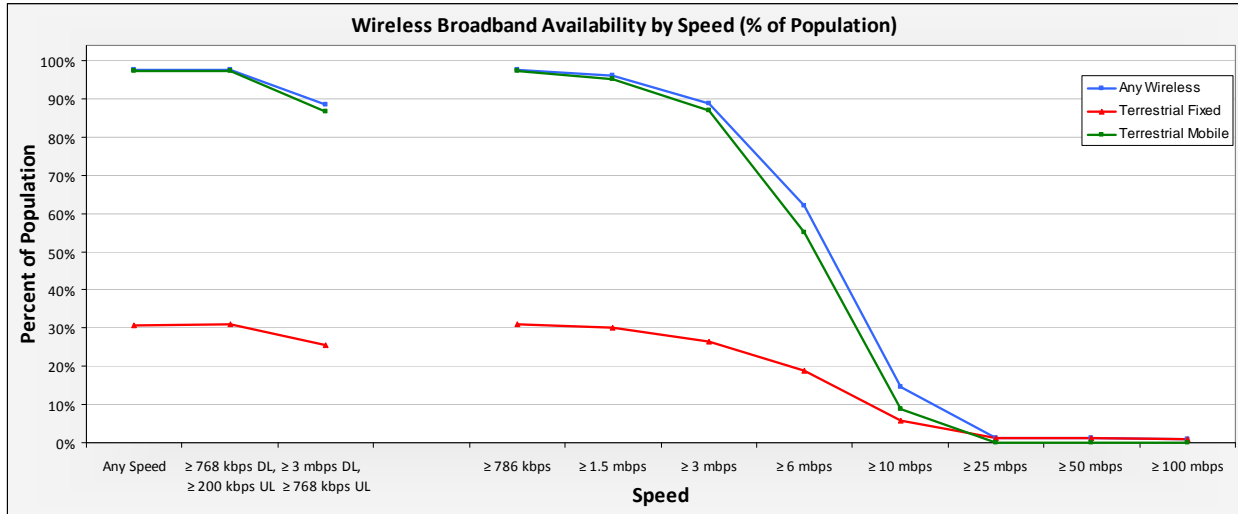
## Graph: Wireline Technology

This graph illustrates the percent of population nationwide with access to wireline technologies, by speed tier.



**Graph: Wireless Technology**

This graph illustrates the percent of population nationwide with access to wireless technologies, by speed tier.



## Nationwide Availability of Broadband Speed (Download, Upload) by Technology Type

Technology	Any Speed				BB Speed > 768 DL / 200 UL				BB Speed > 3 DL / 768 UL			
	HHU	% Margin of Error (+ / -)	Pop	% Margin of Error (+ / -)	HHU	% Margin of Error (+ / -)	Pop	% Margin of Error (+ / -)	HHU	% Margin of Error (+ / -)	Pop	% Margin of Error (+ / -)
<b>Any Technology</b>	98.92%	0.53%	98.91%	0.42%	98.90%	0.42%	98.39%	0.58%	97.15%	0.47%	96.72%	0.63%
<b>Wireline</b>	94.98%	0.00%	94.88%	0.00%	94.95%	0.00%	94.34%	0.00%	92.69%	0.00%	92.18%	0.00%
<b>DSL</b>	88.22%	0.00%	88.04%	0.00%	88.05%	0.00%	87.39%	0.00%	81.40%	0.00%	80.83%	0.00%
<i>Asymmetric</i>	87.96%	0.00%	87.79%	0.00%	87.79%	0.00%	87.13%	0.00%	81.13%	0.00%	80.56%	0.00%
<i>Symmetric</i>	19.53%	0.00%	19.40%	0.00%	19.52%	0.00%	19.38%	0.00%	11.01%	0.00%	10.83%	0.00%
<b>Copper</b>	30.22%	0.00%	30.56%	0.00%	30.19%	0.00%	30.53%	0.00%	27.32%	0.00%	27.65%	0.00%
<b>Cable</b>	85.39%	0.00%	85.23%	0.00%	85.35%	0.00%	85.00%	0.00%	83.41%	0.00%	83.13%	0.00%
<i>DOCSIS 3.0</i>	38.94%	0.00%	38.87%	0.00%	38.93%	0.00%	38.86%	0.00%	38.60%	0.00%	38.55%	0.00%
<i>Cable Other</i>	52.60%	0.00%	52.55%	0.00%	52.57%	0.00%	52.32%	0.00%	50.62%	0.00%	50.45%	0.00%
<b>Fiber</b>	14.83%	0.00%	14.95%	0.00%	14.46%	0.00%	14.60%	0.00%	14.27%	0.00%	14.42%	0.00%
<b>BPL</b>	0.09%	0.00%	0.08%	0.00%	0.09%	0.00%	0.08%	0.00%	0.01%	0.00%	0.01%	0.00%
<b>Any Wireless</b>	97.54%	1.32%	97.58%	1.31%	97.53%	1.32%	97.58%	1.31%	88.63%	1.99%	88.54%	2.05%
<i>Terrestrial Fixed</i>	30.76%	3.34%	31.16%	3.41%	30.74%	3.35%	31.15%	3.42%	25.08%	2.43%	25.55%	2.48%
<i>Unlicensed</i>	27.00%	3.33%	27.39%	3.39%	26.99%	3.34%	27.38%	3.40%	21.83%	2.38%	22.26%	2.43%
<i>Licensed</i>	11.80%	0.70%	11.95%	0.74%	11.80%	0.70%	11.95%	0.74%	9.59%	0.41%	9.79%	0.43%
<i>Terrestrial Mobile</i>	97.35%	1.36%	97.40%	1.35%	97.35%	1.36%	97.40%	1.35%	86.83%	1.94%	86.74%	2.02%
<b>Other</b>	0.26%	0.00%	0.25%	0.00%	0.26%	0.00%	0.25%	0.00%	0.01%	0.00%	0.01%	0.00%

## Nationwide Availability of Broadband Download Speed by Technology Type

Technology	BB Speed > 768 mbps DL				BB Speed > 1.5 mbps DL				BB Speed > 3 mbps DL				BB Speed > 6 mbps DL			
	HHU	% Margin of Error (+ / -)	Pop	% Margin of Error (+ / -)	HHU	% Margin of Error (+ / -)	Pop	% Margin of Error (+ / -)	HHU	% Margin of Error (+ / -)	Pop	% Margin of Error (+ / -)	HHU	% Margin of Error (+ / -)	Pop	% Margin of Error (+ / -)
<b>Any Technology</b>	98.90%	0.46%	98.39%	0.64%	98.53%	0.47%	98.08%	0.63%	97.51%	0.42%	97.07%	0.58%	93.28%	0.25%	93.11%	0.33%
<b>Wireline</b>	94.95%	0.00%	94.34%	0.00%	94.60%	0.00%	94.05%	0.00%	93.84%	0.00%	93.32%	0.00%	91.94%	0.00%	91.68%	0.00%
<b>DSL</b>	88.05%	0.00%	87.39%	0.00%	87.07%	0.00%	86.47%	0.00%	83.83%	0.00%	83.21%	0.00%	75.33%	0.00%	75.16%	0.00%
<i>Asymmetric</i>	87.79%	0.00%	87.13%	0.00%	86.83%	0.00%	86.23%	0.00%	83.52%	0.00%	82.91%	0.00%	74.94%	0.00%	74.79%	0.00%
<i>Symmetric</i>	19.52%	0.00%	19.38%	0.00%	16.82%	0.00%	16.67%	0.00%	11.08%	0.00%	10.89%	0.00%	3.46%	0.00%	3.50%	0.00%
<b>Copper</b>	30.19%	0.00%	30.53%	0.00%	29.94%	0.00%	30.29%	0.00%	27.33%	0.00%	27.66%	0.00%	13.68%	0.00%	13.80%	0.00%
<b>Cable</b>	85.35%	0.00%	85.00%	0.00%	85.24%	0.00%	84.89%	0.00%	85.15%	0.00%	84.80%	0.00%	84.61%	0.00%	84.30%	0.00%
<i>DOCSIS 3.0</i>	38.93%	0.00%	38.86%	0.00%	38.91%	0.00%	38.85%	0.00%	38.90%	0.00%	38.84%	0.00%	38.85%	0.00%	38.78%	0.00%
<i>Cable Other</i>	52.57%	0.00%	52.32%	0.00%	52.45%	0.00%	52.21%	0.00%	52.36%	0.00%	52.12%	0.00%	51.83%	0.00%	51.63%	0.00%
<b>Fiber</b>	14.46%	0.00%	14.60%	0.00%	14.37%	0.00%	14.50%	0.00%	14.32%	0.00%	14.46%	0.00%	14.18%	0.00%	14.32%	0.00%
<b>BPL</b>	0.09%	0.00%	0.08%	0.00%	0.08%	0.00%	0.07%	0.00%	0.01%	0.00%	0.01%	0.00%	0.00%	0.00%	0.00%	0.00%
<b>Any Wireless</b>	97.54%	1.32%	97.58%	1.31%	95.91%	1.52%	96.00%	1.52%	88.98%	1.99%	88.92%	2.05%	61.71%	2.86%	62.02%	3.01%
<i>Terrestrial Fixed</i>	30.76%	3.34%	31.16%	3.41%	29.63%	3.24%	30.08%	3.31%	26.06%	2.67%	26.49%	2.72%	18.22%	1.39%	18.76%	1.45%
<i>Unlicensed</i>	27.00%	3.33%	27.39%	3.39%	25.84%	3.17%	26.27%	3.23%	22.51%	2.58%	22.90%	2.62%	15.19%	1.41%	15.69%	1.46%
<i>Licensed</i>	11.80%	0.70%	11.95%	0.74%	11.54%	0.67%	11.70%	0.71%	9.97%	0.49%	10.17%	0.52%	7.65%	0.23%	7.78%	0.24%
<i>Terrestrial Mobile</i>	97.35%	1.36%	97.40%	1.35%	95.17%	1.48%	95.29%	1.47%	87.09%	1.93%	87.03%	2.01%	54.96%	2.56%	55.17%	2.72%
<b>Other</b>	0.26%	0.00%	0.25%	0.00%	0.03%	0.00%	0.03%	0.00%	0.01%	0.00%	0.01%	0.00%	0.01%	0.00%	0.01%	0.00%

Technology	BB Speed > 10 mbps DL				BB Speed > 25 mbps DL				BB Speed > 50 mbps DL				BB Speed > 100 mbps DL			
	HHU	% Margin of Error (+ / -)	Pop	% Margin of Error (+ / -)	HHU	% Margin of Error (+ / -)	Pop	% Margin of Error (+ / -)	HHU	% Margin of Error (+ / -)	Pop	% Margin of Error (+ / -)	HHU	% Margin of Error (+ / -)	Pop	% Margin of Error (+ / -)
<b>Any Technology</b>	88.82%	0.08%	88.60%	0.13%	58.82%	0.07%	58.70%	0.07%	50.65%	0.06%	50.79%	0.07%	13.78%	0.11%	13.83%	0.11%
<b>Wireline</b>	88.22%	0.00%	87.99%	0.00%	58.39%	0.00%	58.28%	0.00%	50.06%	0.00%	50.22%	0.00%	12.93%	0.00%	12.98%	0.00%
<b>DSL</b>	55.77%	0.00%	55.77%	0.00%	9.16%	0.00%	8.97%	0.00%	4.62%	0.00%	4.46%	0.00%	0.04%	0.00%	0.05%	0.00%
<i>Asymmetric</i>	55.50%	0.00%	55.50%	0.00%	8.89%	0.00%	8.74%	0.00%	4.61%	0.00%	4.45%	0.00%	0.03%	0.00%	0.04%	0.00%
<i>Symmetric</i>	1.66%	0.00%	1.71%	0.00%	0.28%	0.00%	0.25%	0.00%	0.01%	0.00%	0.01%	0.00%	0.01%	0.00%	0.01%	0.00%
<b>Copper</b>	12.22%	0.00%	12.40%	0.00%	2.59%	0.00%	2.44%	0.00%	0.23%	0.00%	0.19%	0.00%	0.01%	0.00%	0.00%	0.00%
<b>Cable</b>	81.43%	0.00%	81.19%	0.00%	53.73%	0.00%	53.55%	0.00%	46.09%	0.00%	46.18%	0.00%	10.61%	0.00%	10.74%	0.00%
<i>DOCSIS 3.0</i>	37.97%	0.00%	37.93%	0.00%	35.22%	0.00%	35.23%	0.00%	33.14%	0.00%	33.21%	0.00%	9.13%	0.00%	9.24%	0.00%
<i>Cable Other</i>	49.17%	0.00%	49.04%	0.00%	22.62%	0.00%	22.57%	0.00%	16.08%	0.00%	16.27%	0.00%	4.49%	0.00%	4.67%	0.00%
<b>Fiber</b>	12.08%	0.00%	12.15%	0.00%	11.18%	0.00%	11.27%	0.00%	10.80%	0.00%	10.91%	0.00%	2.80%	0.00%	2.75%	0.00%
<b>BPL</b>	0.00%	0.00%	0.00%	0.00%	0.00%	0.00%	0.00%	0.00%	0.00%	0.00%	0.00%	0.00%	0.00%	0.00%	0.00%	0.00%
<b>Any Wireless</b>	14.62%	0.76%	14.56%	0.80%	1.21%	0.14%	1.18%	0.15%	1.13%	0.12%	1.10%	0.12%	1.06%	0.00%	1.03%	0.11%
<i>Terrestrial Fixed</i>	5.73%	0.53%	5.78%	0.55%	1.21%	0.14%	1.18%	0.15%	1.13%	0.12%	1.10%	0.12%	1.06%	0.00%	1.03%	0.11%
<i>Unlicensed</i>	5.44%	0.48%	5.48%	0.50%	1.02%	0.11%	0.99%	0.12%	1.00%	0.10%	0.97%	0.11%	0.99%	0.00%	0.96%	0.11%
<i>Licensed</i>	3.81%	0.10%	3.88%	0.11%	0.30%	0.04%	0.30%	0.04%	0.24%	0.02%	0.24%	0.02%	0.18%	0.00%	0.18%	0.01%
<i>Terrestrial Mobile</i>	8.92%	0.23%	8.82%	0.26%	0.00%	0.00%	0.00%	0.00%	0.00%	0.00%	0.00%	0.00%	0.00%	0.00%	0.00%	0.00%
<b>Other</b>	0.01%	0.00%	0.01%	0.00%	0.00%	0.00%	0.00%	0.00%	0.00%	0.00%	0.00%	0.00%	0.00%	0.00%	0.00%	0.00%